

HYBRID FULL TOUCH HANDHELD COMPUTER

HF550

QUICK
GUIDE



BLUEBIRD



This user manual is protected by copyright.

Copyright © 2019 Bluebird Inc. All rights reserved.

Bluebird Inc. is the designer and manufacturer of Bluebird handheld mobiles.

This manual and the programs in this device are protected under international copyright laws, and may not be copied, distributed, translated, or removed by any means.

Registered Trademark



BLUEBIRD is an emerging global brand, striving to lead the market in performance and mobility. Their products represent reliability, innovation, and innovative technology. Bluebird is a registered trademark from the global brand of Bluebird Inc. and is copyright protected.

- Bluebird and stylized Bluebird Logo are registered trademarks and symbols of Bluebird Inc.
- Qualcomm® IZat™ is a registered trademark of Qualcomm Atheros, Inc. trademark of Qualcomm Atheros, Inc.
- Adobe® is a registered trademark of Adobe Systems Inc.
- All other trademarks and copyrights are the property of their respective owners.

User's Guidance

Device type	User's guidance
Class B Device (Household Information & Communication)	This device has qualified the electromagnetic wave suitable registration and can be used as a household device at a residential area as well as any other areas.
Type Registration	This wireless device may cause propagation interference, and so, it cannot be used for life-saving services.

1 Safety Information



1.1 Symbols

This manual uses the following symbols to indicate hazards and additional information.

Symbol	Name	Description
	Warning	Indicates situations that could cause injury to yourself or others.
	Caution	Indicates situations that could cause damage to your device or other equipment.
	Note	Indicates additional information that can help you get the most out of the device.

Please read this safety precaution information carefully. Failure to follow the information provided may result in fire, electric shock, or other property damage or bodily injuries.

1.2 Device

- Do not press the Power button on the device if the device is wet or do not touch adapter or power cord with wet hands. There is risk of electric shock.
- Do not use your device in an explosive danger zone.
- If your device becomes wet, do not put your device in heaters, microwaves, etc. to dry it. There is a risk of explosion or malfunction.
- Do not scratch the device's touchscreen. Use only your fingers or a compatible pen. Never use an actual pen, or any other sharp object on the touchscreen.
- Although this device is very sturdy, do not drop, hit, bend, or sit on it on purpose. It can be broken.
- Do not modify, take apart, or repair the device. Contact to your customer service center. Failure to do so will void your warranty.
- Do not attempt to modify your hardware or software. It may cause device malfunction and void your warranty.
- You may not be able to use this wireless device in basements, open fields, skyscrapers, or other places where the signal is weak.
- Backup the data and information from your device. Your data, such as ringtones, texts, and voice messages, may be erased during repairs or upgrades.
- Do not paint your device. It can damage your screen or your device's exterior.
- Avoid using or storing this device at extreme temperatures. This device is designed to work at temperatures between -10°C and 50°C (14°F and 122°F), and humidity level between 5% and 95%.



1.3 Environment



- Do not use the device while driving or operating heavy machinery. Doing so may result in death or serious injury.
- Do not use the device in locations with combustible goods. Doing so may result in an explosion.



- Do not use the device in dusty or hot locations. Doing so may damage the device.
- Do not expose your device to direct sunlight such as on the dashboard of a car for extended periods of time.
- Do not use the device in humid locations. Doing so may damage the device and void the warranty.
- Do not keep the device close to air conditioner vents. Corrosion within the device may occur due to condensation from changes in temperature.
- Do not allow children to play with the device.

1.4 Charging



- Use only the approved charger. Using an incompatible charger may cause device malfunction or other damage, such as fire.
- Charge the battery at least once a year. If you keep it without charging for a long time, it may cause device malfunction.

1.5 Distraction



In some situations, using your device may distract you and cause serious injuries and damages. For example, avoid talking on the phone or texting while driving or riding a bicycle. It is strictly prohibited by law in some jurisdictions. If you cannot avoid using your device while driving, stop your vehicle or use hand-free kit.

1.6 Frequency Interference

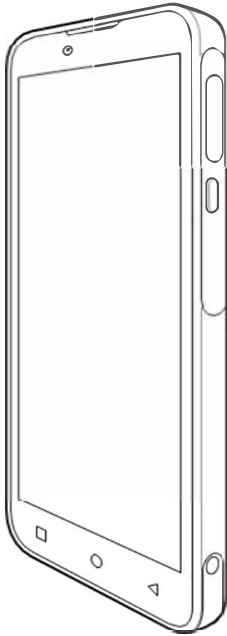


- This wireless device may cause radio frequency interference, so use Airplane mode or turn off the device when prohibited.
- The device emits an electromagnetic fields. It may interfere with your medical devices.
- Do not place credit cards, phone cards, bankbook, and tickets next to the device. The magnetic field of the device can damage their magnetic strips.



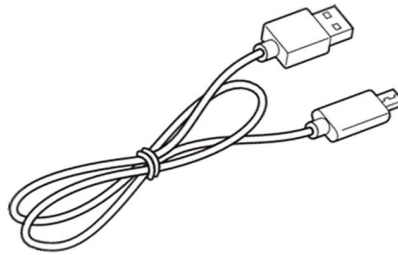
2.1 Package Contents

The package includes:

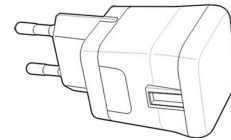


HF550 device

SIM tooling pin



Micro USB cable (C-type)



Wall Adapter

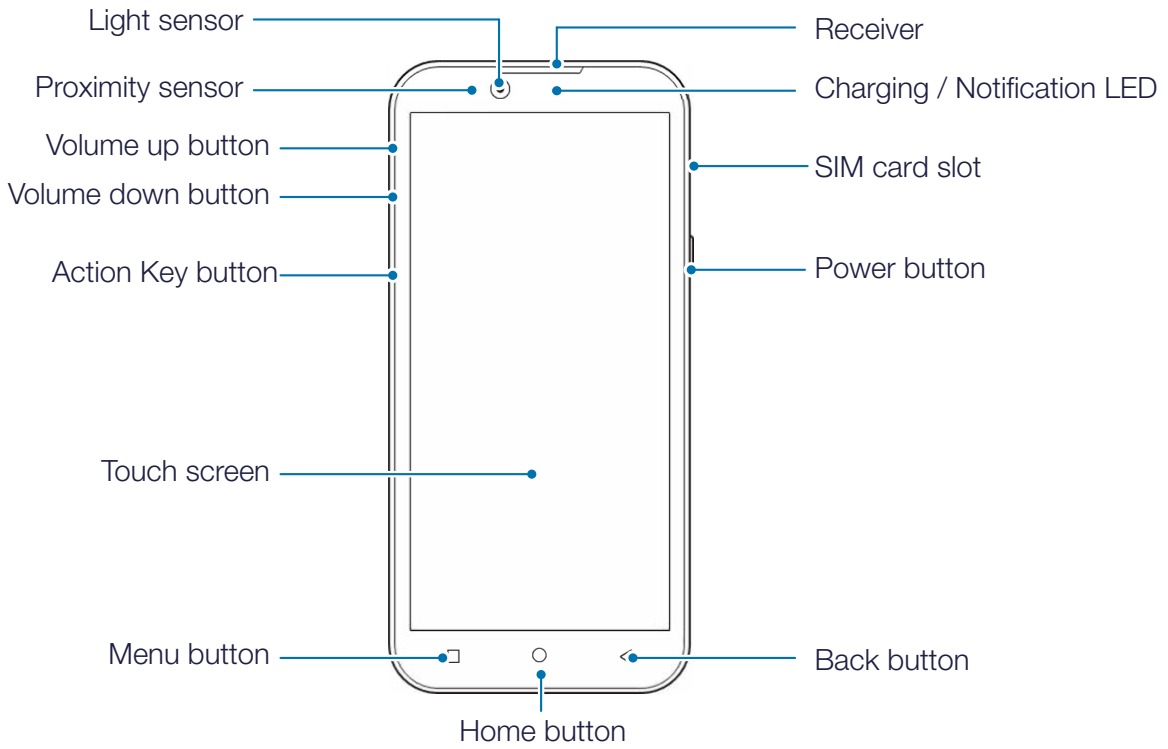


The illustrations may differ from your actual items.

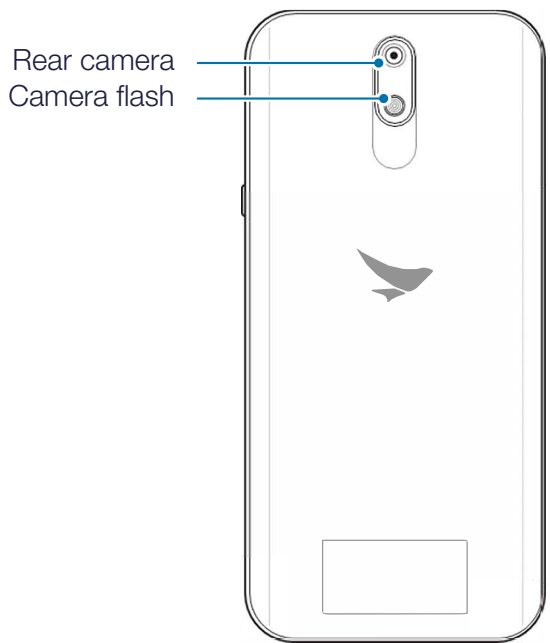


2.2 Your Device

2.2.1 Front

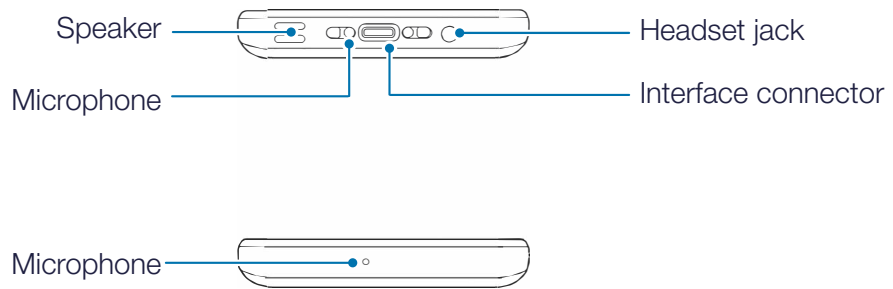


2.2.2 Back





2.2.3 Bottom and Top

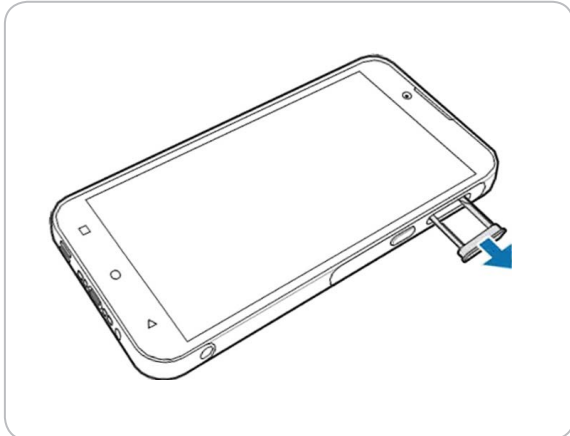




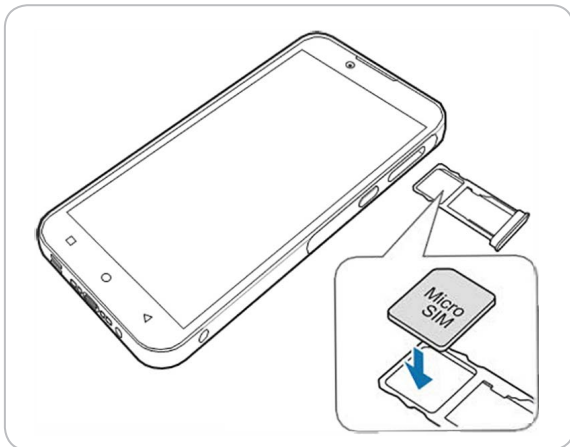
3.1 Installing the Cards

3.1.1 Inserting a Micro SIM card

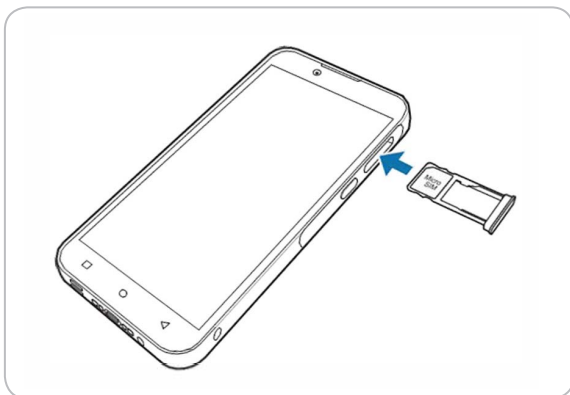
- 1 Remove the card slot on the right side of your device.



- 2 Insert a micro SIM cards into the slots. Make sure that the gold contacts on the cards are facing down.



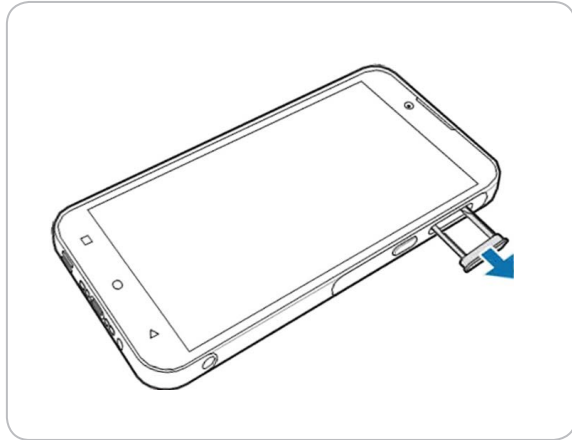
- 3 Insert the card slot on your device.



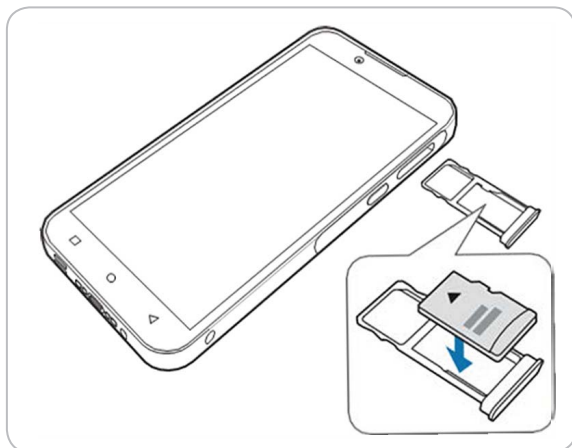


3.1.2 Inserting a Micro SD Card

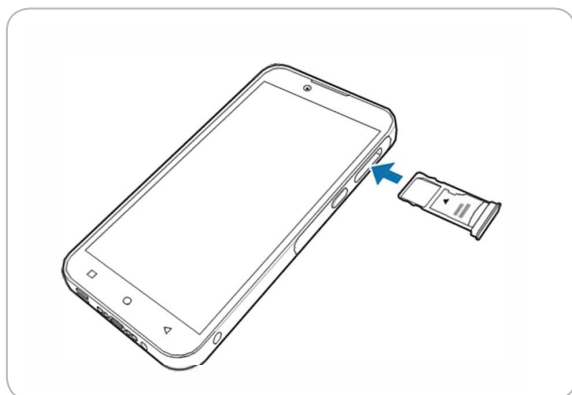
1 Remove the card slot on the right side of your device.



2 Insert a micro SD cards into the slots. Make sure that the gold contacts on the cards are facing down.



3 Insert the card slot on your device.



3.1.3 Removing the Cards

1 Remove the card slot on the right side of your device.

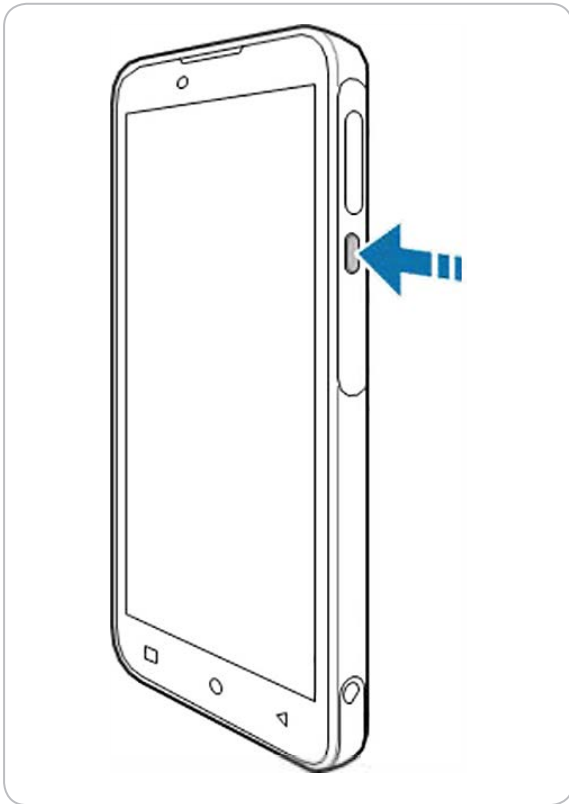
2 Remove micro SIM or SD cards on the card slot.



4.1 Turning the Device On or Off

4.1.1 Turning the Device On

Press and hold the Power button for a few seconds.



4.1.2 Turning the Device Off

1 Press and hold the Power button for a few seconds.

2 Tap **Power off**.




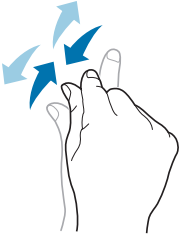



- To turn the screen on or off, press the Power button.
- Registering the accounts without turning on the Wi-Fi may incur extra charges depending on your data plan.



4.2 Using the Touchscreen

Use finger gestures to use the touchscreen effectively.

-  • Do not touch the screen with any sharp objects.
- Do not apply too much pressure to the touchscreen.

Gesture	Name	Description
	Tap	Briefly touch an item to open, launch, or select it.
	Zoom in or out	Place two fingers on the screen and spread them apart to zoom in. Pull the fingers together to zoom out. You can also double-tap the screen quickly to zoom in or out.
	Tap and hold	Touch an item or the screen for a few seconds to access more detailed menus or options.
	Swipe	Touch the screen and quickly flick in any direction to scroll through menus or pages.
	Drag	Touch an item or the screen for a few seconds and move your finger around the screen to move the item or move through screens.



4.3 Connecting to a Wi-Fi Network

On the Home screen, tap  >  **WLAN**.

Turn on a Wi-Fi networking and tap the network you want to join.



If necessary, enter the password for the network. If you don't know the password, contact the administrator for the network.

4.4 Connecting to a Bluetooth Device

On the Home screen tap  >  **Bluetooth**.

Turn on a Bluetooth feature and tap the device name you want to pair.

5 Device Specification



Physical Characteristics

Dimensions (W x H x D)	151.8 x 74.5 x 11.9 mm
Weight	200 g
Display	5.45" HD+ (1440 x 720), TFT-IPS
Imager Window	Corning Gorilla Glass 3
Touchpanel	Capacitive multi-touch / Stylus Glove, Wet
Backlight	LED backlight
Power	Integrated Battery 3.8 V / 4,000 mAh Smart Battery
Expansion Slot	MicroSD 32GB SDHC, up to 128GB SDXC
SIM / SAM	Hybrid SIM Slot (1 Nano SIM / 1 Micro SIM) - 1 Micro SIM is support by micro SD Card Slot
Interface	USB Type C Connector (USB 2.0) Docking Connector (Charging)
Notification	Audible tone; multi-color LEDs; (charging, events indicator) vibration
Keypad	On-screen keypad; 1 Power Key; Volume Up/Down; 1 Action Key
Voice and Audio	Dual noise-cancelling microphones; High-quality speaker phone; 3.5mm headset jack
PTT Hot Key	Support - available Active Key



Performance Characteristics

CPU	1.8 GHz Octa Core Processor
Operating System	Android 9.x with GMS <ul style="list-style-type: none"> • Support next two versions of Android Q and R • Upgrading to new supported versions of Android requires the purchase of a Bluebird Care™ Service contract
Memory	2GB RAM / 16GB Flash 3GB RAM / 32GB Flash (Optional)

User Environment Characteristics

Operating Temp	-10°C to 50°C / 14°F to 122°F
Storage Temp	-30°C to +70°C / -22°F to +158°F
Humidity	95% non-condensing
Drop Spec	MIL-STD 810G certification
Tumble Spec	300 tumbles, 1.6 ft./0.5 m
Sealing	WiFi Only : IP54 WWAN : IP67
Vibration	4G peak, 5 Hz to 2 kHz, 1 hour duration per axis
Thermal Shock	-40° C to 70° C / -40° F to 158° F rapid transition 10 cycles (1 cycle = 1.25 hours at -40°C and 1.25 hours at 70°C)
Electrostatic Discharge (ESD)	+/-15kVdc air discharge +/-8kVdc direct discharge +/-8kVdc indirect discharge



Communication Options

WWAN Radio	GSM/GPRS/EDGEWCDMA/HSDPA/HSUPA/HSPA+LTE
WLAN Radio	802.11 a/b/g/n/ac
WLAN Data Rates	5GHz: 802.11 a/n – up to 150 Mbps; 2.4GHz: 802.11 b/g/n – up to 72.2 Mbps
WPAN Radio	Bluetooth V5.0 BLE, Class 2

Accessories

Accessories	Wrist Strap, Protective Film, Protective Case, 1 Slot Charging Cradle, Multi Slot Charging Cradle
-------------	--



Please ask your sales representative for the specifications not listed above or for the future upgradeable specifications.



The battery does not charge properly.

- Ensure that your device and the charging cable are connected and the charging LED is functioning correctly.
- If the battery does not charge completely, it may be dead or defective. Contact our service center. (The warranty period for battery replacement is six months.)

The battery life got shorter.

When you use network data or peripheral device such as wireless LAN or Bluetooth that require more power, your device may use more battery than usual. If it happens for an extended period of time, your battery may be dead. Then replace it with a new battery.

I dropped the device in the water.

Turn off the device. Place the device in a dry place. Let it dry completely for a considerable period of time, and then turn the device back on. If it does not turn back on, contact our service center.

My device gets too hot to touch.

It is normal for the device to warm up while it is receiving a poor signal, performing an intense workload, or charging. It should cool down if you stop using the device for a certain amount of time. If the problem continues, contact the manufacturer. It may result in a burst battery or fire.

How do I get the repair service?

You can contact your local sales representative or you can send the device via a delivery service to Bluebird's Korean headquarters. When sending the package, make sure you pay for the shipping fee in advance. When the repair is finished, Bluebird will cover the shipping cost.



Customer support

Before asking for after-sales service, please back up the data on the device. We do not back up data from the products sent to the Customer Service Center. Therefore, we assume no responsibility for loss/deletion of data.

Customer Service Center

#1103, Gplus Kolon Digital Tower 11F,
Digital-ro 26-gil 123, Guro-gu, Seoul, Republic of Korea(08390)

- Fax: +82-2-6499-2242
- Email: rma@bluebirdcorp.com
- Hours: 9:30 a.m. - 6:30 p.m. (GMT Time: +9 Hours)



The center is closed on Saturdays, Sundays, and Korean national holidays.

Registering for After-Sales Service

- We receive the products for our after-sales service through mail, delivery services and hand delivery only in principle.
- If you bought the product from a party other than Bluebird or an authorized Bluebird reseller, you need to register the product before using our after-sales service.
- Please enclose an evidence of purchase or the product receipt for our after-sales service.
- Please enclose your name, telephone number, address and details of the problem for a prompt service.
- You can ask for our after-sales service by contacting your authorized Bluebird dealer or the Customer Service Center in the head office.
- Do not intentionally damage the label on the product.
- A damaged label may result in a disadvantage to the customer.
- When you return the product to Bluebird for service, please put the product in a protective box.
- The warranty will not cover any damage which occurs during delivery. We advise you to use the box and protective cover supplied with the product.
- Make sure to deliver the product in a safe way. Bluebird assumes no responsibility for the loss of the product during delivery.



Charged services

- In the following cases, it will be charged when requesting for after-sales service.
 - Service request due to inappropriate use of the device by the customer
 - Loss of PIN number
 - Use of programs that might affect the program (over-clock, forceful changes in the input of the system, personal developments)
- Faults caused by the customer.
 - Defect due to inappropriate or careless use of the product (dropping, submersion under water, shock, damage, unreasonable operations, etc.)
 - Defect due to a repair or unauthorized technician
 - Defect caused intentionally or by the carelessness of the customer
 - Defect due to the use of fraudulent parts or components
- Other cases
 - Defect due to nature (damage caused by fire, wind, flooding, etc.)
 - Accessories are out of warranty (accessories like battery/charger/cable/adapter, etc. have a warranty of 6 months)
- Regulations for repairs after charged services
 - If the same fault occurs in the part that has been repaired within a 1 month (30 days), the part will be repaired free of charge.



No refunds will be offered in the following situations:

- The product seal has been removed (if applicable).
- The product has been damaged due to careless use by the customer or due to a natural disaster (floods, rain, fire, etc.).
- Loss of product or other components (manual, connecting cables, etc).
- DOA (Dead on Arrival) policy
If your product is DOA (Dead on Arrival), or has malfunction within 30 days of purchase (DOA period), the product will either be exchanged or provided with after-sales service.



Warranty certificate

Thank you for purchasing a product from Bluebird Inc.

- In case of accessories such as batteries, only those that match the sales list managed by the Customer Service Center will be eligible for customer service.
- A repair or an exchange of batteries that does not match the sales list of the Customer Service Center due to the carelessness of the customer will be fully charged.

Name of Product	Hybrid Full Touch Handheld Computer
Name of Model	HF550
Date of Purchase	
Manufacture Number	
Place of Purchase	
Term of Guarantee	1 year from purchase

Warranty information

- Bluebird Inc. (hereinafter referred to as Bluebird) provides the warranty service for its products in compliance with the Bluebird's warranty program.
- Upon receiving a notification on a defect of its product within the range of warranty during the warranty period, Bluebird will repair or replace the defective product according to its warranty policy.
- If the defective product within the range of warranty is not repairable or replaceable, Bluebird shall refund the purchasing price within a designated period from the date of receiving a notice of defect.
- Bluebird assumes no responsibility for repairing, replacement or refund until it receives the defective product from the customer. The replacement shall be equivalent to a new product in the aspect of performance.
- Bluebird products may contain the recycled products, components or materials equivalent to new products in the aspect of performance.
- This warranty is applied to software products only when the programming commands are not executed. Bluebird does not guarantee interruption-free or error-free performance.



BLUEBIRD

BLUEBIRD CUSTOMER SERVICE

Operating Hours

Monday to Friday 9:30 A.M. - 6:30 P.M.
(GMT Time: +9 Hours)
The center is closed on Saturdays,
Sundays, and Korean national holidays.

Customer Service Center

#1103, Gplus Kolon Digital Tower 11F,
Digital-ro 26-gil 123, Guro-gu, Seoul,
Republic of Korea(08390)

Bluebird constantly strives to bring utmost satisfaction to all our customers.